



0104 PAEDIATRIC BED WITH DROP SIDE RAILS FIXED HEIGHT

0104 Paediatric Bed

User's Manual

Index

1. Introduction	3
2. About this Product	3
3. Definitions	4
4. Safety	4
5. Environmental Specifications	5
6. Installation	6
7. Add-On Accessories	7
8. Operation	8
9. Maintenance & Cleaning	8
10. Warranty & Service	10

INTRODUCTION

About this User Manual

This user manual contains instructions for the proper and safe use of 0104 Bed, and for patient & user safety and comfort, which has to be strictly followed.

This User Manual has to be read and followed by every person using or handling this Bed. In case of any query, Kindly contact Midmark India Pvt. Ltd.

ABOUT THIS PRODUCT

- This 0104 Bed is non-invasive medical devices used for resting and treatment of the patients by medical/paramedical /hospital personnel to help and support the patient in diagnosis, prevention, monitoring, treatment or alleviation of the disease
- This 0104 Bed is a patient support and patient rest facility which help medical personnel in carrying out their medical procedures comfortably, minimizing the risks while moving and handling the patient
- This 0104 bed is manufactured and supplied in non-sterile condition for use in a normal hospital environment
- This 0104 Bed is manually operated to provide clinical positions with the help of Screw Mechanisms
- This 0104 Bed is not diagnostic, measuring, monitoring or a therapeutic device or we say that it can prevent or alleviate disease

0104 Bed Features



Please refer to the 0104-1083 catalogue for the salient features of these products.

Technical Data



Please refer to the 0104-1083 catalogue for the technical data of this product.

Add – On Accessories



Please refer to the 0104-1083 catalogue for various accessories available and compatible with this product.

DEFINITIONS

Operator

The operator is the person appointed by the owner (i.e. clinic, hospital management, etc.) who will be responsible for the safe operation of this Bed.

User


A user is a person who is capable of assessing the clinical condition of the patient e.g. specialist medical personnel, doctors, nursing staff, attendants, etc. Based on their training experience or through the instructions, they are entitled to operate the bed on their responsibility or to carry out work on it and can recognize and control possible risks to the patient as well as the bed.


Patient

A patient is a person who is ill, infirm, disabled or in need of care & occupying this Bed. Each time the bed is allotted to a new patient it is recommended that the patient is instructed by the operator or the user about the functions important for his/her comfort and safety.

SAFETY

In this User Manual, the following safety symbols are used

 **Danger:** This symbol will appear wherever safety instructions are designed to protect people from physical harm. The symbol stands for imminent danger of death or serious injury.

 **Caution:** This symbol will appear where situations are described, which might be dangerous, and which might inflict slight injuries.

 **Advice:** This symbol will appear in front of additional helpful pieces of advice.

● A dot in front of the text implies the action that is required to be taken.

Safety Instructions

- Always use original accessories that have been designed and approved for use with the Bed
- Ensure that the bed is assembled and installed in accordance with the instructions given in this user manual
- Restrict child visitors without proper attendants. Supervision is necessary to avoid any mishap due to unintended movement of the bed
- Persons with reduced physical or mental abilities & children must not be allowed to use & handle the bed without proper supervision
- Do not allow any visitor to sit on the bed, as it may cause overloading. (Refer section- Operation)
- Accessories or any devices used along with the bed should be as per its intended use specified and approved by Midmark India Pvt. Ltd.
- The bed should always be kept and used in a normal indoor hospital environment
- Do not keep any articles below the bed mainframe. It can damage the linkages and screw
- Ensure that the bed is moved on a smooth step-less floor without any obstructions in its path, 10 prevent any damage to the undercarriage of the Bed
- Keep some gap between walls and bed while in a stationary position and also while moving from one place to another
- Keep the user manual handy with the operator/user for ready reference



Always use a mattress of the correct size and type with this bed. Before operating the bed, make sure the patient is safely positioned on the mattress to avoid any inadvertent entrapment or imbalance.



The use of a water mattress is prohibited on this bed.

ENVIRONMENTAL SPECIFICATIONS

Usage, Storage and Transport

Temperature	-10° C to 50°C
Relative Humidity	0% to 95% non-condensing
Atmospheric Pressure	800 to 1060 hPa
Altitude	< 200Qm

INSTALLATION

1. Unpack all the components carefully.
2. If the packing is drenched by rain, water, or other liquids, inform this matter to the operator.
3. Each Bed is supplied with the following components as per the packing list:

Bed fitted with Castors and Screw Mechanism	- 1No.
Rubber Buffer with Bush	- 4 Nos
Miscellaneous items	-1 Packet
4. Notify if any damage has occurred during transportation either to the authorized agent or directly to Midmark India Pvt. Ltd.

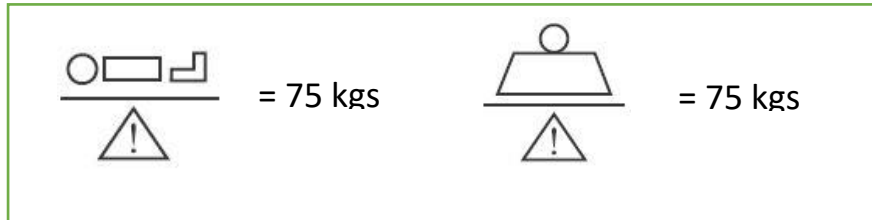


Installation of the bed should be done only by Midmark India trained technicians



Fit the side rails to the mainframe as shown in fit.

LOAD BEARING CAPACITY



Do not exceed the safe working load mentioned above

ADD-ON ACCESSORIES

The **mattress is used for patient comfort.**



Midmark India Pvt. Ltd. recommends the use of original Mattresses that have been designed & tested specifically for the 0104 Bed.



Ensure Mattress of correct size and firmness, to eliminate gaps causing entrapment risk, prevent accidental roll-over events in case of the low height of the railing, and safe patient transfers in & out of the Bed.



Mattress's impermeability could be affected by needle sticks. Users should be instructed to avoid punctures caused by improper use of needle sticks. Failure to do so could result in cross-infection & damaged & replaced with the suitable original mattress if required.



Smoking should be prohibited near the mattress with/without the patient, as this is a fire hazard. And mattress, sheets & pillows generally do not have flame retardant properties.



Use the bed accessories following the manufacturer's instructions for patient safety and comfort. Use recommended spares and accessories of suitable design manufactured by Midmark India Pvt. Ltd. to eliminate hazards.



Ensure that the accessories are properly secured and not overloaded to avoid any personal injury or equipment damage.

Operation

- Before putting the bed into use for the first time ensure that all the transport securing devices and packing film are removed
- Clean and disinfect the bed before the first time use
- The bed should be used on a flat floor
- The force required to move the bed from one place to another with/without patient may vary depending on the flooring conditions
- Check if all the operations are functioning properly
- This bed should be operated only by an authorized and trained person who knows its operation

MAINTENANCE & CLEANING

Maintenance

Each time before putting the Bed into service the user must check that –

- All the functions are in satisfactory working condition before the bed is allotted to the next patient
- Lubrication of all the mechanical joints/pins / moving parts / tightening of the bolts should be carried out at least once in three months, to avoid unnecessary sound and wear & tear of the bed
- At regular intervals carry out a visual inspection and check for any mechanical damage (e.g loose / missing rivets, screws, etc.)
- If any damage or malfunction is observed, immediately report this matter to the operator
- If the bed is not in use, it should be stored in a dry and rodent free indoor environment on a flat surface with a gradient not more than 5 degrees
- If the bed is not in use for a long term, it is necessary to conduct a test to check for functioning and any mechanical damage that may have been caused
- Depending on the usage, certain moving parts may require replacement due to wear & tear. We recommend timely replacement with original spares for safety and trouble-free operation

Cleaning & Disinfecting

- The Bed is not suitable for machine wash or steam cleaning
- Do not use water jet for cleaning
- The Bed cannot tolerate the influence of strong solvent, basic or alkaline liquids & caustic agents
- The cleaning agents must not contain any substances which bring about any change in the structure or adhesive property of the plastic
- The Bed should be properly cleaned and disinfected to avoid infection and stains before allotment to a new patient
- Immobilize the Bed & remove all the detachable accessories and components before cleaning. Any prolonged contact of urine or acid on mild steel can corrode the surface. Keep the surface dry at all times
- Wearing suitable protective clothing, clean the surface with a disposable cloth soaked in a neutral detergent and hot water. We recommend the use of approved disinfectant and cleaning agents to clean the Bed. e.g. Bacillocid or other similar agents
- Start by cleaning the upper sections of the Bed & work along all horizontal surfaces. Work methodically towards the lower sections of the Bed. Take extra care to clean areas that may trap dust or dirt. All detachable accessories and its component can be cleaned separately



Do not expose the Bed to excessive moisture as corrosion may cause personal injury or equipment damage.

Disposal:

Product and its defective parts especially elements made of plastic, steel, and rubber material should be disposed of following the statutory rules and regulations prevailing for such disposal. The user is advised to contact Midmark India Pvt. Ltd.



for further assistance.

Routine Inspection Check List: Inspection by the User (Recommended Frequency: Every new allotment but not later than three months)

Checks	Observation	Ok	Not ok	Description of faults
Visual check of the mechanical components				
Main Frame	Damage,			
Screws and rivets are tightened	missing/Loose			
PU Foam Mattress / Rexene (Product Specific)	Tear, Puncture, soiled, torn			
Rubber Shoes	Worn out, Missing			
Performance check of all mechanical Components				
Castors (Product specific)	locking, release Remove cotton thread, Hairs, etc. from the axle			
Sign	Result of inspection		Date	

Troubleshooting Guide

Problem	Possible causes	Remedy
Castors (Product specific)	No Braking, No Movement, broken	Repair / Replace Castors
Rubble Shoes	Worn out	Replace Shoes

WARRANTY & SERVICE

Midmark India Pvt. Ltd. warrants solely to the end-users of this Bed that for a period specified in the warranty certificate, such Bed shall perform as per its intended use. The foregoing warranties shall not apply if the Product has been subjected to:(a) physical abuse, misuse, abnormal use, or use not consistent with Midmark India Pvt. Ltd.'s published directions, (b) any modification by anyone other than Midmark India Pvt. Ltd., or third parties designated by Midmark India Pvt. Ltd., or (c) fraud, tampering, negligence or accidents, depending upon the nature of the products.

Limitation Of Liability: In no event shall Midmark India Pvt. Ltd., be liable or obligated to the end-user in any manner for any special, non-compensatory, consequential, indirect, incidental, statutory or punitive damages of any kind. Including, without limitation. For injury or loss of life, lost profits lost sales. Lost revenue, loss of any software or data. or loss of use of any hardware, software or data, regardless of the form of action, whether in contract, tort, negligence, strict product liability, or otherwise, even if Midmark India Pvt. Ltd., has been informed of or is aware of the possibility of any such damages in advance. Midmark India Pvt. Ltd.'s total aggregate liability under this agreement and in relation to anything which Midmark India Pvt. Ltd., has done or not done in connection with this agreement shall be limited to the price of the products purchased and paid for by the end-user during the period in which such liability arises. The limitations set forth above shall be deemed to apply to the maximum extent permitted by applicable law and notwithstanding the failure of the essential purpose of any limited remedies.

In order to maintain functional safety and right to claim under the warranty only original 'Midmark' replacements parts may be used for ordering replacement parts, customer service request and further question, please contact our technical support department.

Disclaimer

Every effort has been made to ensure that the information in this user manual is valid. Midmark India Pvt. Ltd., reserves the right to change the information in this document without prior notice."

MANUFACTURER'S ADDRESS

Corporate Office:

Midmark India Pvt. Ltd.
Art Guild House, "A" Wing, Unit No.15 & 16, Lower Ground Floor, Phoenix Market City, LBS Road, Kurla(West), Mumbai, 400070
Toll Free: 1800 22 8020 | Tel: .:+91 22 4915 3000

Registered Office:

Midmark India Pvt. Ltd.
Janak House, Opp. IOC Depot, Shaikh Misry Road, Wadala (E),
Mumbai – 400037, India
Tel: + 91 22 2413 0407

Toll-Free No.: 1800 22 8020 | Email: technicalsupport@midmark.com



MIDMARK INDIA PVT LTD.

Art Guild House, A-Wing, Unit No. 15 & 16, Phoenix Market City, LBS Road, Kurla (W),
Mumbai - 400 070 Toll Free: 1800 22 8020 | Tel: +91 22 4915 3000 | Fax: +91 22 4915
3100 www.midmark.in | india@midmark.com