



**1033A**



**1036**

## **1033A –1036 –Wheelchair**

---

# **User's Manual**



**JANAK**<sup>®</sup>  
Because we care.

## Index

1. Introduction	3
2. About this Product	3
3. Definitions	4
4. Safety	4
5. Environmental Specifications	5
6. Installation	6
7. Operation	7
8. Maintenance & Cleaning	8
9. Warranty & Service	10

## INTRODUCTION

### About this User Manual

This user manual contains instructions for the proper and safe use of the wheelchairs, and for patient & user safety and comfort, which has to be strictly followed.

This User Manual has to be read and followed by every person using or handling these wheelchairs. In case of any query, kindly contact Midmark India Pvt. Ltd.

### ABOUT THIS PRODUCT

- These wheelchairs are non-invasive medical devices used for the utility of medical equipment by doctor/medical/paramedical/hospital personnel to help and support them in diagnosis, prevention, monitoring, treatment or alleviation of the disease
- These wheelchairs are manufactured and supplied in non-sterile conditions for use in a normal hospital environment
- These wheelchairs are not directly used for any diagnostic, measuring, monitoring or therapeutic purposes or prevent nor alleviate diseases
- All type of wheelchairs is used to provide assistance and support to medical/paramedical/ hospital personnel

### Wheelchair Features



Please refer to the 1033A-1036 catalogue for the salient features of this product

### Technical Data



Please refer to the 1033A-1036 catalogue for the technical data of this product

### Add-On Accessories



Please refer to the 1033A-1036 catalogue for the add-on accessories of this product

## DEFINITIONS

### Operator

The operator is the person appointed by the owner (i.e. clinic, hospital management, etc.) who will be responsible for the safe operation of these wheelchairs

### User


A user is a person who is capable of assessing the clinical condition of the patient e.g. specialist medical personnel, doctors, nursing staff, attendants, etc. based on their training experience or through the instructions, they are entitled to operate the wheelchairs on their responsibility or to carry out work on it and can recognize and control possible risks to the patient as well as the wheelchairs.


### Patient


A patient is a person who is ill, infirm, disabled, or in need of medical assistance

## SAFETY

In this User Manual, the following safety symbols are used

 **Danger:** This symbol will appear wherever safety instructions are designed to protect people from physical harm. The symbol stands for imminent danger of death or serious injury

 **Caution:** This symbol will appear where situations are described, which might be dangerous, and which might inflict slight injuries.

 **Advice:** This symbol will appear in front of additional helpful pieces of advice

● A dot in front of the text implies the action that is required to be taken.

## Safety Instructions

- Always use original accessories that have been designed and approved for use with the wheelchairs
- Ensure that the wheelchairs are assembled and installed following the instructions given in this user manual (wherever required)
- Restrict child visitors without proper attendants. Supervision is necessary to avoid any mishap due to unintended movement of the wheelchairs
- Ensure that these wheelchairs are moved on a smooth steeples floor without any obstructions in its path, to prevent any inconvenience to user and damage to the ward care accessories and peripherals
- Accessories or any devices used along with the wheelchairs should be as per its intended use specified and approved by Midmark India Pvt. Ltd.
- Keep some gap between walls and the wheelchairs while in a stationary position and also while moving from one place to another
- Keep the user manual handy with the operator/user for ready reference



The patient should be advised not to sit on edge of any section when it is in extended full-length position

## ENVIRONMENTAL SPECIFICATIONS

### Usage, Storage and Transport

Temperature	-10° C to 50°C
Relative Humidity	0% to 95% non-condensing
Atmospheric Pressure	800 to 1060 hPa
Altitude	< 200Qm

## INSTALLATION




**1033A**



**1036**

1. Unpack all the components carefully.
2. If the packing is drenched by rain, water, or other liquids, inform this matter to the operator
3. Each product is supplied with the following components as per the packing list:
 

Wheelchair- Tubular frame with castors	- 1 No.
Footrest	- 2 Nos.
Cushion seat (product specific)	- 1 No.
Safety belt	- 1 No.
4. Fix the footrest L.H. and R.H. on the tubular frame as shown above with the help of nut and bolt and tighten them
5. Fix the safety belt shown above using the screw provided



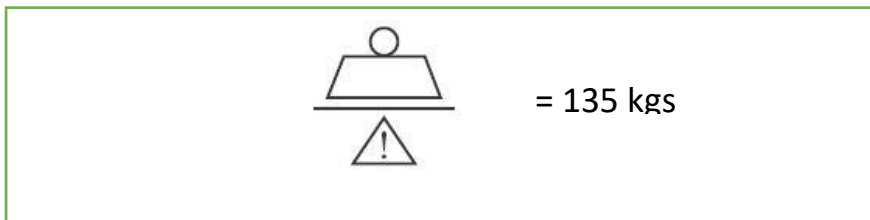


Notify if any damage has occurred during transportation either to the authorized agent or directly to Midmark India Pvt. Ltd.



Disposal of the packing material waste following the local waste disposal regulations prevailing

### LOAD BEARING CAPACITY



Do not exceed the safe working load mentioned above

### Operation

- Before putting the wheelchairs into use for the first time ensure that all the transport securing devices and packing film are removed
- Clean and disinfect the wheelchairs before the first time use
- The wheelchairs should be used on a flat floor
- The force required to move the wheelchairs from one place to another with/without patient may vary depending on the flooring conditions



Do not use the wheelchairs for purposes other than the intended use as it may cause damage to the patient/equipment

With due consideration to environmental limitation, materials used to make the device are not affected by contact with any biochemicals or biowaste when used as per its intended purpose, all materials used in the product and accessories do not facilitate breeding or growth of bio-contaminants on their own.



## **MAINTENANCE & CLEANING**

### **Maintenance**

**Each time before putting the wheelchairs into service the user must check that –**

- Lubrication of all the mechanical joints/pins / moving parts / tightening of the bolts should be carried out at least once in three months, to avoid unnecessary sound and wear & tear of the Wheelchairs
- At regular intervals carry out a visual inspection and check for any mechanical damage (e.g loose / missing rivets, screws, etc.)
- If any damage or malfunction is observed, immediately report this matter to the operator
- If the wheelchairs are not in use, it should be stored in a dry and rodent free indoor environment on a flat surface with a gradient not more than 5 degrees
- If the wheelchairs are not in use for a long term, it is necessary to conduct a test to check for functioning and any mechanical damage that may have been caused
- Depending on the usage, certain moving parts may require replacement due to wear & tear. We recommend timely replacement with original spares for safety and trouble-free operation

### **Cleaning & Disinfecting**


- The wheelchairs are not suitable for machine wash or steam cleaning
- Do not use water jet for cleaning
- The wheelchairs cannot tolerate the influence of strong solvent, basic or alkaline liquids & caustic agents
- The cleaning agents must not contain any substances which bring about any change in the structure or adhesive property of the plastic
- The wheelchairs should be properly cleaned and disinfected to avoid infection and stains before allotment to a new patient.
- We recommend the use of approved disinfectant and cleaning agents to clean the wheelchairs. Take extra care to clean areas that may trap dust or dirt. All detachable accessories and its component can be cleaned separately



Do not expose the wheelchairs to excessive moisture as corrosion may cause personal injury or equipment damage.



**Disposal:**

 Product and its defective parts especially elements made of plastic, steel, rubber material should be disposed of following the statutory rules and regulations prevailing for such disposal. The user is advised to contact Midmarkindia Pvt. Ltd. for further assistance.

**Routine Inspection Check List: Inspection by the User (Recommended Frequency: Every new allotment but not later than three months)**

Checks	Observation	Ok	Not ok	Description Of faults
<b>Visual check of the mechanical components</b>				
Screws and rivets are tightened	Missing/Loose			
PU Foam Mattress / Rexene	Tear, Puncture, soiled, torn			
<b>Performance check of all mechanical Components</b>				
Castors	Locking, release remove the cotton thread, hairs, etc. from the axle			
Sign	Result of inspection		Date	

**Troubleshooting Guide**

Problem	Possible causes	Remedy
Castors	No Braking, No Movement, broken	Repair / Replace Castors

## **WARRANTY & SERVICE**

Midmark India Pvt. Ltd. warrants solely to the end-users of this wheelchairs that for a period specified in the warranty certificate, such wheelchairs shall perform as per its intended use. The foregoing warranties shall not apply if the Product has been subjected to:(a) physical abuse, misuse, abnormal use, or use not consistent with Midmark India Pvt. Ltd.'s published directions, (b) any modification by anyone other than Midmark India Pvt. Ltd., or third parties designated by Midmark India Pvt. Ltd., or (c) fraud, tampering, negligence or accidents, depending upon the nature of the products.

Limitation Of Liability: In no event shall Midmark India Pvt. Ltd., be liable or obligated to the end-user in any manner for any special, non-compensatory, consequential, indirect, incidental, statutory or punitive damages of any kind. Including, without limitation. For injury or loss of life, lost profits lost sales. Lost revenue, loss of any software or data. or loss of use of any hardware, software or data, regardless of the form of action, whether in contract, tort, negligence, strict product liability, or otherwise, even if Midmark India Pvt. Ltd., has been informed of or is aware of the possibility of any such damages in advance. Midmark India Pvt. Ltd.'s total aggregate liability under this agreement and in relation to anything which Midmark India Pvt. Ltd., has done or not done in connection with this agreement shall be limited to the price of the products purchased and paid for by the end-user during the period in which such liability arises. The limitations set forth above shall be deemed to apply to the maximum extent permitted by applicable law and notwithstanding the failure of the essential purpose of any limited remedies.

In order to maintain functional safety and right to claim under the warranty only original 'Midmark' replacements parts may be used for ordering replacement parts, customer service request and further question, please contact our technical support department.

## Disclaimer

Every effort has been made to ensure that the information in this user manual is valid. Midmark India Pvt. Ltd., reserves the right to change the information in this document without prior notice."

## MANUFACTURER'S ADDRESS

### Corporate Office:

Midmark India Pvt. Ltd.  
Art Guild House, "A" Wing, Unit No.15 & 16, Lower Ground Floor, Phoenix Market City, LBS Road, Kurla(West), Mumbai, 400070  
Toll Free: 1800 22 8020 | Tel: .:+91 22 4915 3000

### Registered Office:

Midmark India Pvt. Ltd.  
Janak House, Opp. IOC Depot, Shaikh Misry Road, Wadala (E),  
Mumbai – 400037, India  
Tel: + 91 22 2413 0407

**Toll-Free No.: 1800 22 8020 | Email: [technicalsupport@midmark.com](mailto:technicalsupport@midmark.com)**



## MIDMARK INDIA PVT LTD.

Art Guild House, A-Wing, Unit No. 15 & 16, Phoenix Market City, LBS Road, Kurla (W),  
Mumbai - 400 070 Toll Free: 1800 22 8020 | Tel: +91 22 4915 3000 | Fax: +91 22 4915  
3100 [www.midmark.in](http://www.midmark.in) | [india@midmark.com](mailto:india@midmark.com)