



# 1069 – Wardcare Cylinder Trolley

---

## User's Manual

## Index

1. Introduction	3
2. About this Product	3
3. Definitions	4
4. Safety	5
5. Environmental Specifications	5
6. Installation	6
7. Operation	7
8. Maintenance & Cleaning	7
9. Warranty & Service	10

## INTRODUCTION

### About this User Manual

This User Manual contains instructions for the proper and safe use of bed side screen, which has to be strictly followed.

This User Manual has to be read and followed by every person using or handling these Bed side screen. In case of any query, kindly contact Midmark India Pvt. Ltd.

### ABOUT THIS PRODUCT

- This wardcare cylinder trolley is non-invasive medical devices used for the utility of medical equipment by doctor/medical/paramedical/hospital personnel to help and support them in diagnosis, prevention, monitoring, treatment or alleviation and are manufactured and supplied in non-sterile condition for use in a normal hospital environment.
- This wardcare cylinder trolley is not directly used for any diagnostic, measuring, monitoring or therapeutic purposes or prevent nor alleviate diseases

### 1083 Bed side screen Features



Please refer to the BX1003-0155B-1051-1069 catalogue for the salient features of these products.

### Technical Data



Please refer to the BX1003-0155B-1051-1069 catalogue for the technical data of this product.

## DEFINITIONS

### Operator

The operator is the person appointed by the owner (i.e. clinic, hospital management, etc.) who will be responsible for the safe operation of this Bed side screen.

### User


A user is a person who is capable of assessing the clinical condition of the patient e.g. specialist medical personnel, doctors, nursing staff, attendants, etc. Based on their training experience or through the instructions, they are entitled to operate the bed side screen on their responsibility or to carry out work on it and can recognize and control possible risks to the patient as well as the bed side screen.


### Patient


A patient is a person who is ill, infirm, disabled, or in need of care & occupying this bed side screen. Each time the bed side screen is allotted to a new patient it is recommended that the patient is instructed by the operator or the user about the functions important for his/her comfort and safety.

## SAFETY

In this User Manual, the following safety symbols are used

 **Danger:** This symbol will appear wherever safety instructions are designed to protect people from physical harm. The symbol stands for imminent danger of death or serious injury.

 **Caution:** This symbol will appear where situations are described side screen, which might be dangerous, and which might inflict slight injuries.

 **Advice:** This symbol will appear in front of additional helpful pieces of advice.

● A dot in front of the text implies the action that is required to be taken.

## Safety Instructions

- Ensure that the wardcare cylinder trolley is assembled and installed following the instructions given in this user manual
- Restrict child visitors without proper attendants. Supervision is necessary to avoid any mishap due to unintended movement of the wardcare cylinder trolley
- Persons with reduced physical or mental abilities & children must not be allowed to use & handle the wardcare cylinder trolley without proper supervision
- Accessories or any devices used along with the wardcare cylinder trolley should be as per its intended use specified and approved by Midmark India Pvt. Ltd.
- The wardcare cylinder trolley should always be kept and used in a normal indoor hospital environment
- Ensure that the wardcare cylinder trolley is moved on a smooth step-less floor without any obstructions in its path, to prevent any damage to the undercarriage of the wardcare cylinder trolley
- Keep some gap between walls and wardcare cylinder trolley while in a stationary position and also while moving from one place to another
- Keep the user manual handy with the operator/user for ready reference

## ENVIRONMENTAL SPECIFICATIONS

### Usage, Storage and Transport

Temperature	-10° C to 50°C
Relative Humidity	0% to 95% non-condensing
Atmospheric Pressure	800 to 1060 hPa
Altitude	< 200Qm

## INSTALLATION



1. Unpack all the components carefully.
2. If the packing is drenched by rain, water, or other liquids, inform this matter to the operator.
3. Wardcare cylinder trolley is factory fitted and come in ready to use condition

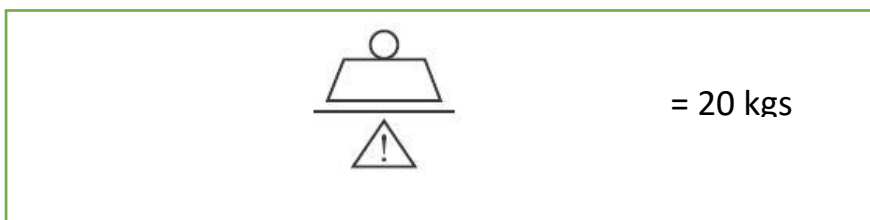


Notify if any damage has occurred during transportation either to the authorized agent or directly to Midmark India Pvt. Ltd.



Installation of the wardcare cylinder trolley should be done only by Midmark India trained technicians

## LOAD BEARING CAPACITY



Do not exceed the safe working load mentioned above

## Operation

- Wardcare cylinder trolley is factory fitted and come in ready to use condition
- The wardcare cylinder trolley should be used on a flat floor
- The force required to move the wardcare cylinder trolley from one place to another with/without patient may vary depending on the flooring conditions
- Check if all the operations are functioning properly
- This wardcare cylinder trolley should be operated only by an authorized and trained person who knows its operation

## MAINTENANCE & CLEANING

### Maintenance

**Each time before putting the Wardcare cylinder trolley into service the user must check that –**

- All the functions are in satisfactory working condition before the wardcare cylinder trolley is allotted to the next patient
- Lubrication of all the mechanical joints/pins / moving parts / tightening of the bolts should be carried out at least once in three months, to avoid unnecessary sound and wear & tear of the wardcare cylinder trolley
- At regular intervals carry out a visual inspection and check for any mechanical damage (e.g loose / missing rivets, screws, etc.)
- If any damage or malfunction is observed, immediately report this matter to the operator
- If the wardcare cylinder trolley is not in use, it should be stored in a dry and rodent free indoor environment on a flat surface with a gradient not more than 5 degrees
- If the wardcare cylinder trolley is not in use for a long term, it is necessary to conduct a test to check for functioning and any mechanical damage that may have been caused
- Depending on the usage, certain moving parts may require replacement due to wear & tear. We recommend timely replacement with original spares for safety and trouble-free operation



Any kind of fire source should be prohibited near the mattress/cloth material to avoid any fire hazard as these materials do not have flame retardant properties.

## Cleaning & Disinfecting

- The Wardcare cylinder trolley is not suitable for machine wash or steam cleaning
- Do not use water jet for cleaning
- The Wardcare cylinder trolley cannot tolerate the influence of strong solvent, basic or alkaline liquids & caustic agents
- The cleaning agents must not contain any substances which bring about any change in the structure or adhesive property of the plastic
- The wardcare cylinder trolley should be properly cleaned and disinfected to avoid infection and stains before allotment to a new patient
- Immobilize the wardcare cylinder trolley & remove all the detachable accessories and components before cleaning. Any prolonged contact of urine or acid on mild steel can corrode the surface. Keep the surface dry at all times
- Wearing suitable protective clothing, clean the surface with a disposable cloth soaked in a neutral detergent and hot water. We recommend the use of approved disinfectant and cleaning agents to clean the wardcare cylinder trolley. e.q. Bacillocid or other similar agents
- Start by cleaning the upper sections of the wardcare cylinder trolley & work along all horizontal surfaces. Work methodically towards the lower sections of the wardcare cylinder trolley. Take extra care to clean areas that may trap dust or dirt. All detachable accessories and its component can be cleaned separately



Do not expose the wardcare cylinder trolley to excessive moisture as corrosion may cause personal injury or equipment damage.

### **Disposal:**



Product and its defective parts especially elements made of plastic, steel, and rubber material should be disposed of following the statutory rules and regulations prevailing for such disposal. The user is advised to contact Midmark India Pvt. Ltd. for further assistance.



**Routine Inspection Check List: Inspection by the User (Recommended Frequency: Every new allotment but not later than three months)**

Checks	Observation	Ok	Not ok	Description of faults
<b>Visual check of the mechanical components</b>				
Main Frame	Damage, Deformation			
Screws and rivets are tightened	Missing/Loose			
<b>Performance check of all mechanical Components</b>				
Castors	locking, release Remove cotton thread, Hairs, etc. from the axle			
Sign	Result of inspection		Date	

**Troubleshooting Guide**

Problem	Possible causes	Remedy
Castors	No Braking, No Movement, broken	Repair / Replace Castors

## **WARRANTY & SERVICE**

Midmark India Pvt. Ltd. warrants solely to the end-users of this Wardcare cylinder trolley that for a period specified in the warranty certificate, such Wardcare cylinder trolley shall perform as per its intended use. The foregoing warranties shall not apply if the Product has been subjected to:(a) physical abuse, misuse, abnormal use, or use not consistent with Midmark India Pvt. Ltd.'s published directions, (b) any modification by anyone other than Midmark India Pvt. Ltd., or third parties designated by Midmark India Pvt. Ltd., or (c) fraud, tampering, negligence or accidents, depending upon the nature of the products.

**Limitation Of Liability:** In no event shall Midmark India Pvt. Ltd., be liable or obligated to the end-user in any manner for any special, non-compensatory, consequential, indirect, incidental, statutory or punitive damages of any kind. Including, without limitation. For injury or loss of life, lost profits lost sales. Lost revenue, loss of any software or data. or loss of use of any hardware, software or data, regardless of the form of action, whether in contract, tort, negligence, strict product liability, or otherwise, even if Midmark India Pvt. Ltd., has been informed of or is aware of the possibility of any such damages in advance. Midmark India Pvt. Ltd.'s total aggregate liability under this agreement and in relation to anything which Midmark India Pvt. Ltd., has done or not done in connection with this agreement shall be limited to the price of the products purchased and paid for by the end-user during the period in which such liability arises. The limitations set forth above shall be deemed to apply to the maximum extent permitted by applicable law and notwithstanding the failure of the essential purpose of any limited remedies.

In order to maintain functional safety and right to claim under the warranty only original 'Midmark' replacements parts may be used for ordering replacement parts, customer service request and further question, please contact our technical support department.

## Disclaimer

Every effort has been made to ensure that the information in this user manual is valid. Midmark India Pvt. Ltd., reserves the right to change the information in this document without prior notice."

## MANUFACTURER'S ADDRESS

### Corporate Office:

Midmark India Pvt. Ltd.  
Art Guild House, "A" Wing, Unit No.15 & 16, Lower Ground Floor, Phoenix Market City, LBS Road, Kurla(West), Mumbai, 400070  
Toll Free: 1800 22 8020 | Tel: .:+91 22 4915 3000

### Registered Office:

Midmark India Pvt. Ltd.  
Janak House, Opp. IOC Depot, Shaikh Misry Road, Wadala (E),  
Mumbai – 400037, India  
Tel: + 91 22 2413 0407

**Toll-Free No.: 1800 22 8020 | Email: [technicalsupport@midmark.com](mailto:technicalsupport@midmark.com)**



## MIDMARK INDIA PVT LTD.

Art Guild House, A-Wing, Unit No. 15 & 16, Phoenix Market City, LBS Road, Kurla (W),  
Mumbai - 400 070 Toll Free: 1800 22 8020 | Tel: +91 22 4915 3000 | Fax: +91 22 4915  
3100 [www.midmark.in](http://www.midmark.in) | [india@midmark.com](mailto:india@midmark.com)