



**JANAK**<sup>®</sup>  
Because we care.



**Bx1000 - Bx1001Series**

---

**User's Manual**

# Index



JANAK<sup>®</sup>

1. Introduction
2. About this Product
3. Definitions
4. Safety
5. Installation
6. Optional Accessories
7. Operation
8. Maintenance & Cleaning
9. Warranty & Service

## INTRODUCTION

### About this User Manual

- This User Manual contains instructions for the proper and safe use of Bx1000 Series Beds for Patients and Bx1001-Series Beds for Attendants safety and comfort, which has to be strictly followed.

This User Manual has to be read and observed by every person using or handling these Beds. In case of any query, kindly contact Midmark India Pvt. Ltd.

## ABOUT THIS PRODUCT

### Bx1000 Series Beds:-

- The Beds are non-invasive medical devices used for resting of patients and for treatment of the patients by medical/paramedical/hospital personnel to help and support the patient in diagnosis, prevention, monitoring, treatment or alleviation of the disease.

These Beds are patient support and patient rest facility which help medical personnel in carrying out their medical procedures comfortably, minimizing the risks while moving and handling the patient.

These Beds are used in General Wards of Hospital and Nursing Homes.

These Beds are manufactured and supplied in non-sterile condition for use in normal hospital environment.

These Beds are not diagnostic, measuring, monitoring or a therapeutic device or we say that it can prevent or alleviate disease

### BX1001 SERIES BEDS:-

The beds are used in Nursing Homes and Hospitals for patient's relatives and attendants. These beds do not have any clinical functions built in and are designed and manufactured, to facilitate the hospital stay for patient's relatives and attendants

These Beds are manufactured and supplied in non-sterile condition for use in normal hospital environment.

### Bx1000 - Bx1001 Series Bed Features



Please refer Bx1000-Bx1001 catalogue for salient features of these products.

### Technical Data



Please refer Bx1000-Bx1001 catalogue for Technical Data of these products.

### Optional Accessories



Please refer Bx1000-Bx1001 catalogue for various accessories available and compatible with these products.

### **Bx1000 Series Bed Variants**

- Bx1000 - 2090 mm x 910 mm x 600 mm (L x W x H)
- Bx1000A - 1940 mm x 762 mm x 600 mm (L x W x H)

**(Design and features of all variants in this Series remain same, except for the Bed Frame Size)**

### **Bx1001 Series Bed Variants**

- Bx1001 - 1980 mm x 910 mm x 400 mm (L x W x H)
- Bx1001A - 1830 mm x 762 mm x 400 mm (L x W x H)
- Bx1001B - 1830 mm x 838 mm x 400 mm (L x W x H)
- Bx1001C - 1905 mm x 762 mm x 400 mm (L x W x H)

**(Design and features of all variants in this Series remain same, except for the Bed Frame Size)**

## **DEFINITIONS**

### **Operator**

Operator is the person appointed by the owner (i.e. clinic, hospital management, etc.) who will be responsible for the safe operation of this Bed.

### **User**

User is a person who is capable of assessing clinical condition of patient e.g. specialist medical personnel, doctors, nursing staff, attendants etc. On the basis of their training experience or through the instructions, they are entitled to operate the Bed on their own responsibility or to carry out work on it and are able to recognize and control possible risks to the patient as well as the Bed.

### **Patient**

The patient is a person who is ill, infirm, disabled or in need of care & occupying this Bed. Each time the Bed is allotted to a new patient, it is recommended that the patient is instructed by the operator or the user about the functions important for his/her comfort and safety.

### **Attendant**

The Attendant is the person who accompanies and attends to the Patient during his/her hospitalization, and who is allowed to stay with the patient by the hospital authorities. The Attendant is one who is not in need of any medical care and fit enough to take care of himself/herself.

## SAFETY

In this User Manual the following safety symbols are used



**Danger:** This symbol will appear wherever safety instructions are designed to protect people from physical harm. The symbol stands for imminent danger of death or serious injury.



**Caution:** This symbol will appear where situations are described, which might be dangerous, and which might inflict slight injuries.



**Advice:** This symbol will appear in front of additional helpful pieces of advice.

A dot in front of the text implies the action that is required to be taken.

## Safety Instructions

Always use Janak accessories that have been designed and approved for use with the Bed.

Ensure that the Bed is assembled and installed in accordance with the instructions given in this User Manual.

Restrict child visitors without proper attendants. Supervision is necessary to avoid any mishap due to unintended movement of the Bed.

Persons with reduced physical or mental abilities & children must not be allowed to use & handle the Bed without proper supervision.

To prevent the patient from falling, slipping, rolling off from the Bx1000 Series beds, or any unintended entrapment, periodically check patients for safe positioning in accordance with facility protocols.

Do not allow any visitor to sit on the Bx1000 Series Beds, as it may cause overloading. (Refer section – Operation)

Accessories or any devices used along with the Bed should be as per its intended use specified and approved by Midmark

The Bed should always be kept and used in normal indoor hospital environment.

Always use a mattress of the correct size and type. Make sure that the patient is safely positioned on the Bx1000 Series bed to avoid entrapment.

Keep the User Manual handy with the Operator/User for ready reference.



Use of water mattress on these Beds is prohibited.



Please observe and follow the above safety instructions to avoid any injuries to patients, users and attendants.

## ENVIRONMENTAL SPECIFICATIONS


### Usage, Storage and Transport

Temperature	-10°C to 50°C
Relative Humidity	0% to 95% non condensing
Atmospheric Pressure	800 to 1060 hPa
Altitude	< 2000m

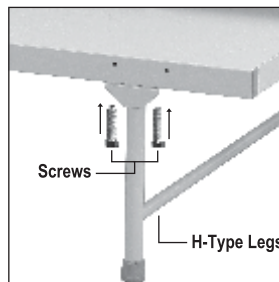
## INSTALLATION

1. Unpack all the components carefully.
2. If the packing is drenched by rain, water or other liquids, inform this matter to the operator.
3. Each Bed is supplied with the following components as per packing list:-
 

Bed Frame	- 1 No.
Tubular Head & Foot Bows with Legs (For Bx1000 Series)	- 2 Nos.
Tubular H-Type Legs (For Bx1001 Series)	- 2 Nos.
Miscellaneous items	- 1 Packet
4. Fit the Tubular Head & Foot Bows with Legs (For Bx1000 Series Beds) to the Main Frame as shown in the figure.



5. Fit the Tubular H-Type Legs (For Bx1001 Series Beds) to the Main Frame as shown in the figure.



Notify, if any damage has occurred during transportation either to the authorized agent or directly to Midmark India Pvt. Ltd.



Installation of the Bed should be done only by Midmark India Pvt. Ltd. trained technicians or persons authorized by Midmark India Pvt. Ltd.



Dispose the packing material waste in accordance with the prevailing local waste disposal regulations.

## OPTIONAL ACCESSORIES

Refer the Product Catalogue Bx1000-Bx1001



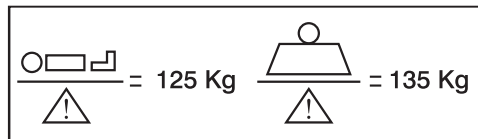
Use the Bed accessories in accordance with the manufacturer's instructions for patient safety and comfort. Use recommended spares and accessories of suitable design manufactured by Midmark India Pvt. Ltd. to eliminate hazards.

## OPERATION

Before putting the Bed to use for the first time ensure that all transport securing devices and packing film are removed.

Clean and disinfect the Bed prior to the first time use.

The Bed should be used on a flat floor.



### Bx1000 Series & Bx1001 Series



Do not load the Bed more than the Safe Working Load as mentioned above.



With due consideration to environmental limitations, materials used to make the device are not affected by contact with any bio chemicals or bio waste. When used as per its intended purpose, all materials used in the product and accessories do not facilitate any breeding or growth of bio contaminants on their own.



## MAINTENANCE & CLEANING

### Maintenance

#### Each time before putting the Bed into service the user must check that -

The Bed is in satisfactory condition before allotting to the next patient.

Tightening of the bolts should be carried out at least once in three months, to avoid unnecessary sound and damage to the Bed.

At regular intervals carry out a visual inspection and check for any damage (e.g. loose/missing rivets, screws, etc.)

If any damage is observed, immediately report this matter to the operator.

If the Bed is not in use, it should be stored in a dry and rodent free indoor environment on a flat surface with gradient not more than 5 degrees.

If the Bed is not in use for long term, it is necessary to conduct a test to check any mechanical damage that may have been caused, prior to using the bed.

We recommend timely replacement with genuine 'Midmark' spares for safety and trouble free operation.

### Cleaning & Disinfecting

The Bed is not suitable for machine wash or steam cleaning.

Do not use water jet for cleaning.

The Bed cannot tolerate the influence of strong solvent, basic or alkaline liquids & caustic agents. Also, do not use concentrated insecticides on the bed.

The cleaning agents must not contain any substances which bring about any change in the structure or adhesive property of the plastic.

The Bed should be properly cleaned and disinfected to avoid infection and stains before allotment to a new patient.

Immobilize the Bed & remove all the detachable accessories and components before cleaning. Any prolonged contact of urine or acid on mild steel can corrode the surface. Keep the surface dry at all times.

Wearing suitable protective clothing, clean the surface with a disposable cloth soaked in a neutral detergent and hot water. We recommend use of approved disinfectant and cleaning agents to clean the Bed. E.g. Bacillocid or other similar agents.

Take extra care to clean areas that may trap dust or dirt. All detachable accessories and its component can be cleaned separately.



Do not expose the Bed to excessive moisture as corrosion may cause personal injury or equipment damage.

### Disposal:



Product and its defective parts especially elements made of plastic, steel, rubber material should be disposed off in accordance with the statutory rules and regulations prevailing for such disposal. The user is advised to contact 'Midmark India Pvt. Ltd.' for further assistance.



JANAK®

### Routine Inspection Check List: Inspection By The User

(Recommended Frequency: Every new allotment but not later than one month)

Checks	Description of faults	OK	Not OK	
<b>Visual check of the components</b>				
Main frame	Damage, deformation			
Mattress	Damage			
Bolts, screws and rivets	Loosened, missing			
Rubber shoes	Damage, deformation, missing			
<b>Performance check of components</b>				
Tubular Bows/Legs	Secure retention			
Accessories	Fastening, damage, missing			
Sign	Result of inspection		Date	



## WARRANTY & SERVICE

Midmark India Pvt. Ltd. warrants, solely to the end users of this product that for a period specified in the warranty certificate, such products shall perform as per its intended use. The foregoing warranties shall not apply, if the product has been subjected to: (a) physical abuse, misuse, abnormal use, or use not consistent with Midmark India Pvt. Ltd.'s published directions, (b) any modification by anyone other than Midmark India Pvt. Ltd. or third parties designated by Midmark India Pvt. Ltd.; or (c) fraud, tampering, negligence or accidents, depending upon the nature of the products.

**Limitation of Liability:** In no event shall Midmark India Pvt. Ltd. be liable or obligated to the end user in any manner for any special, non-compensatory, consequential, indirect, incidental, statutory or punitive damages of any kind, including, without limitation, for injury or loss of life, lost profits, lost sales, lost revenue, loss of any software or data, or loss of use of any hardware, software or data, regardless of the form of action, whether in contract, tort, negligence, strict product liability, or otherwise, even if Midmark India Pvt. Ltd. has been informed of or is aware of the possibility of any such damages in advance. Midmark India Pvt. Ltd.'s total aggregate liability under this agreement and in relation to anything which Midmark India Pvt. Ltd. has done or not done in connection with this agreement shall be limited to the price of the products purchased and paid for by the end user during the period in which such liability arises. The limitations set forth above shall be deemed to apply to the maximum extent permitted by applicable law and notwithstanding the failure of the essential purpose of any limited remedies.

In order to maintain functional safety and right to claim under the warranty, only original 'MIDMARK' replacement parts may be used for ordering replacement parts, customer service request and further question, please contact our technical support department.

## MANUFACTURER'S ADDRESS

### Corporate Office:

Midmark India Pvt. Ltd.

Art Guild House, A-Wing, Unit No. 15 & 16, Phoenix Market City, LBS Road, Kurla (W), Mumbai - 400 070

Toll Free: 1800 22 8020 | Tel: +91 22 4915 3000 | Fax: +91 22 4915 3100

[www.midmark.in](http://www.midmark.in) | [india@midmark.com](mailto:india@midmark.com)

### Registered Office:

Midmark India Pvt. Ltd.

Janak House, Opp. Indian Oil Corp. Depot, Sheikh Misry Road, Wadala (E), Mumbai - 400 037.

Tel: +91 22 2412 0171/2413

**Toll Free No.: 1800 22 8020, Email: [technicalsupport@midmark.com](mailto:technicalsupport@midmark.com)**







## Midmark (India) Private Limited

**Head Office:** Art Guild House, A-Wing, Unit No. 15 & 16, Phoenix Market City,  
LBS Road, Kurla (W), Mumbai - 400 070  
Toll Free: 1800 22 8020 | Tel: +91 22 4915 3000 | Fax: +91 22 4915 3100  
[www.midmark.in](http://www.midmark.in) | [india@midmark.com](mailto:india@midmark.com)  
Check the nearest **Midmark India Experience Centre** at [www.midmark.in/miec](http://www.midmark.in/miec)

We are interested in growing relationships

